



# 2017 Financial Plan

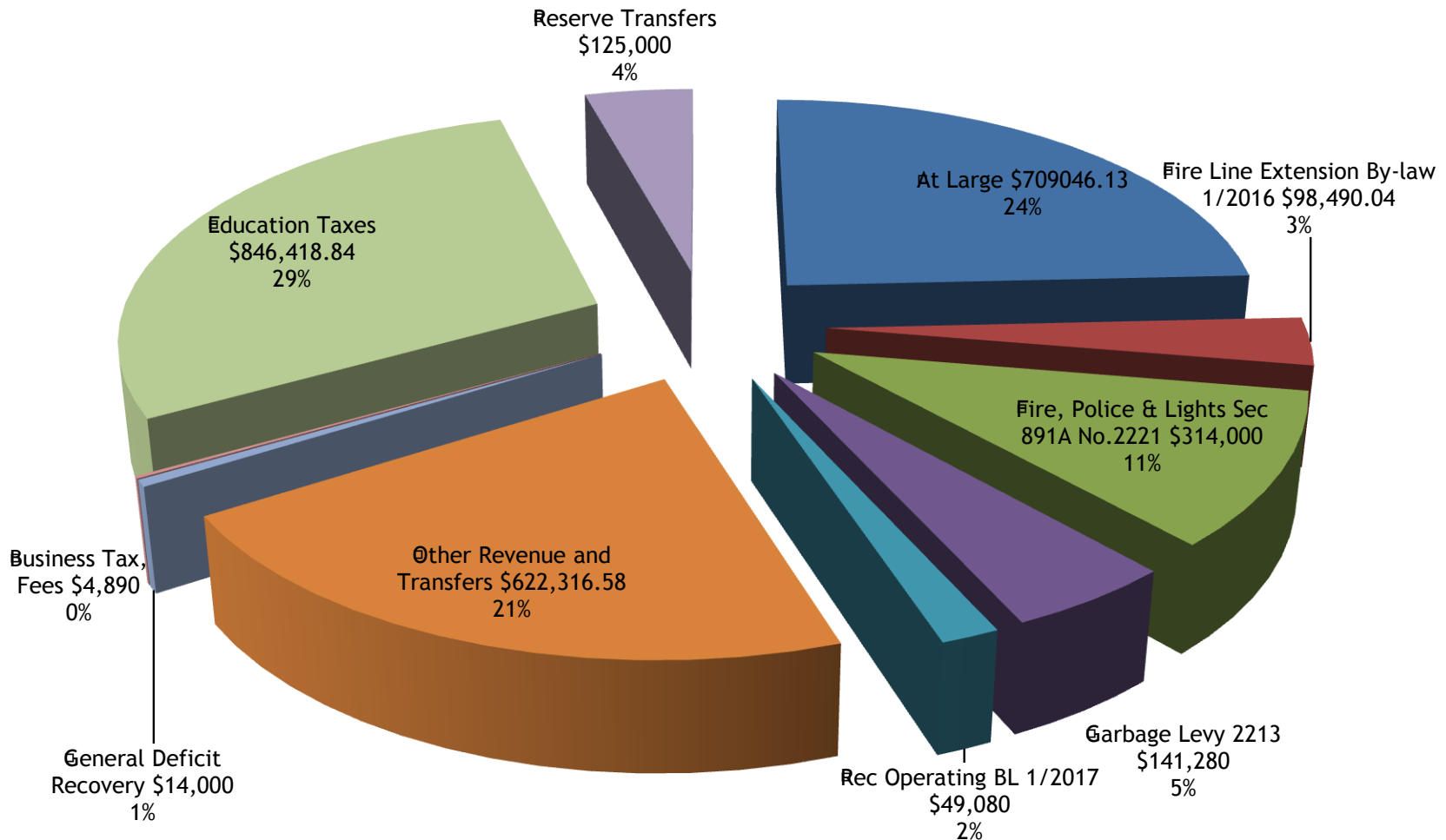
[www.townofcarberry.ca](http://www.townofcarberry.ca)



# 2017 TOWN REVENUES

- ◉ At Large \$709,046.13
- ◉ Fire Line Extension By-law 1/2016 \$98,490.04
- ◉ Fire, Police & Lights Sec 891A No.2221 \$314,000
- ◉ Garbage Levy 2213 \$141,280
- ◉ Rec Operating BL 1/2017 \$49,080
- ◉ General Deficit Recovery \$14,000
- ◉ Business Tax, Fees \$4,890
- ◉ Reserve Transfers \$125,000
- ◉ Other Revenue and Transfers \$622,316.58
- ◉ Education Taxes \$846,418.84

# 2017 TOWN REVENUES

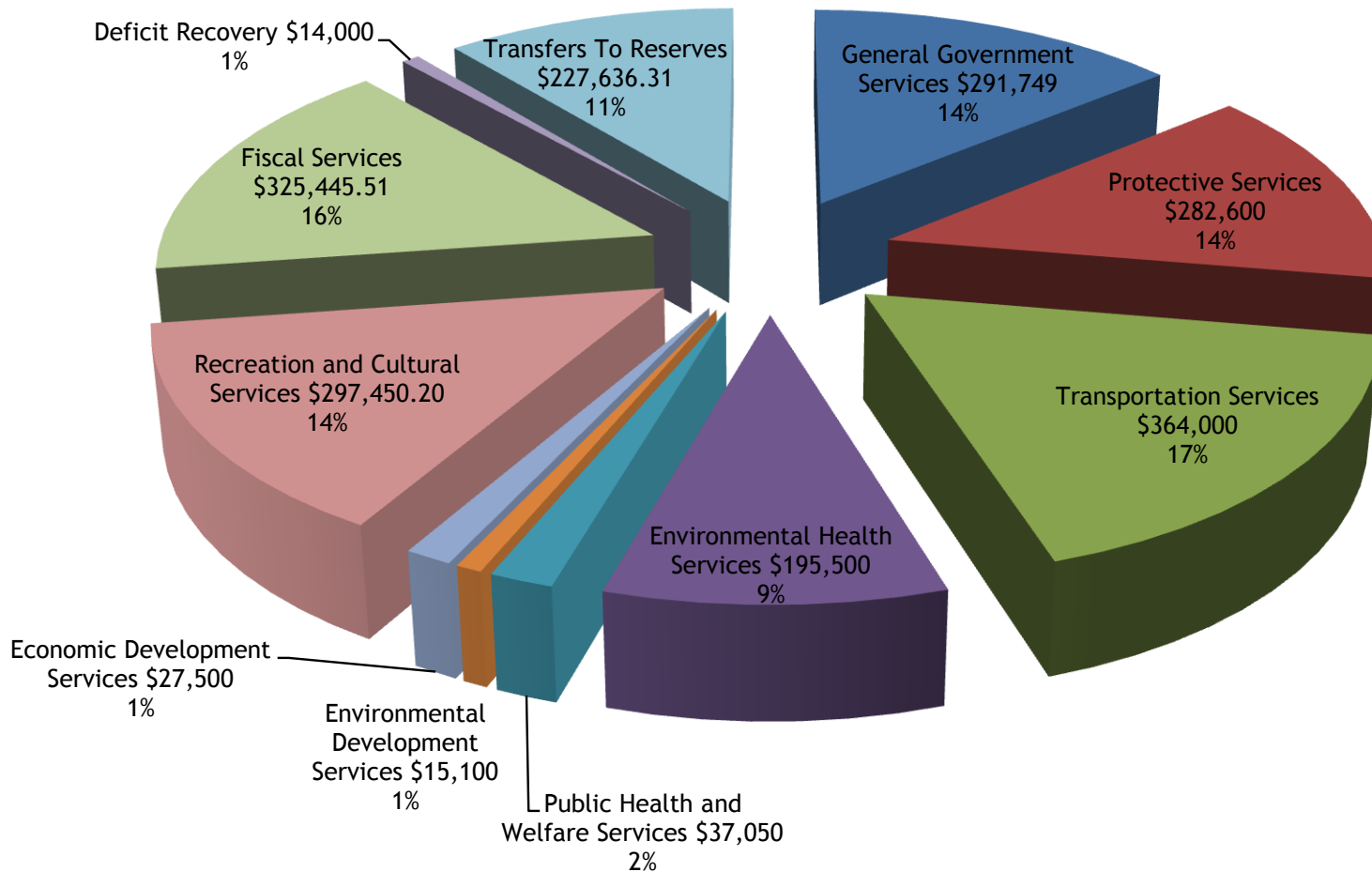


# 2017 TOWN EXPENDITURES

- ◉ General Government Services \$291,749
- ◉ Protective Services \$282,600
- ◉ Transportation Services \$364,000
- ◉ Environmental Health Services \$195,500
- ◉ Public Health and Welfare Services \$37,050
- ◉ Environmental Development Services \$15,100
- ◉ Economic Development Services \$27,500
- ◉ Recreation and Cultural Services \$297,450.20
- ◉ Fiscal Services \$325,445.51
- ◉ Deficit Recovery \$14,000
- ◉ Transfers To Reserves \$227,636.31

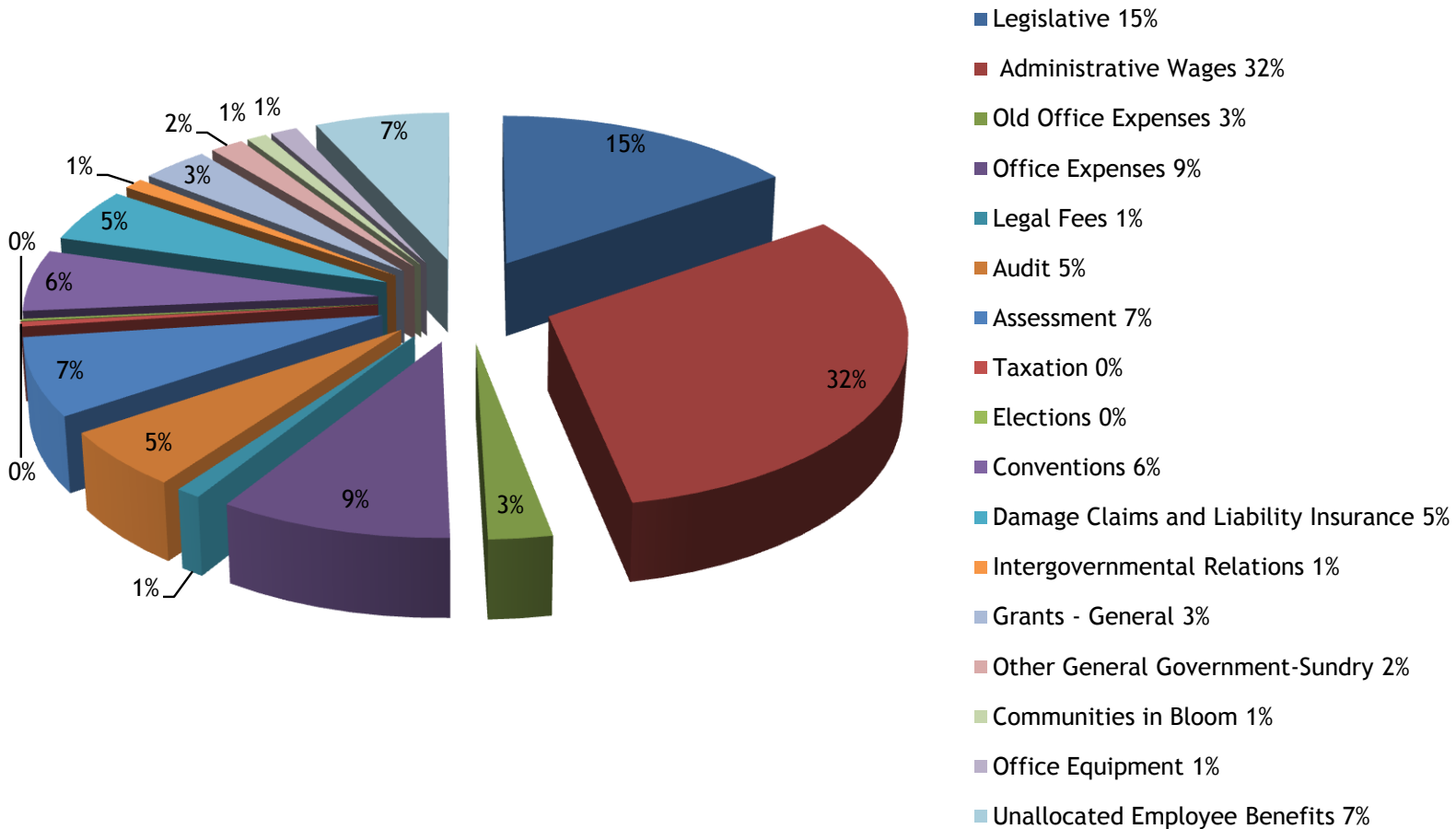


# 2017 GENERAL EXPENDITURES



# 2017 TOWN EXPENDITURES

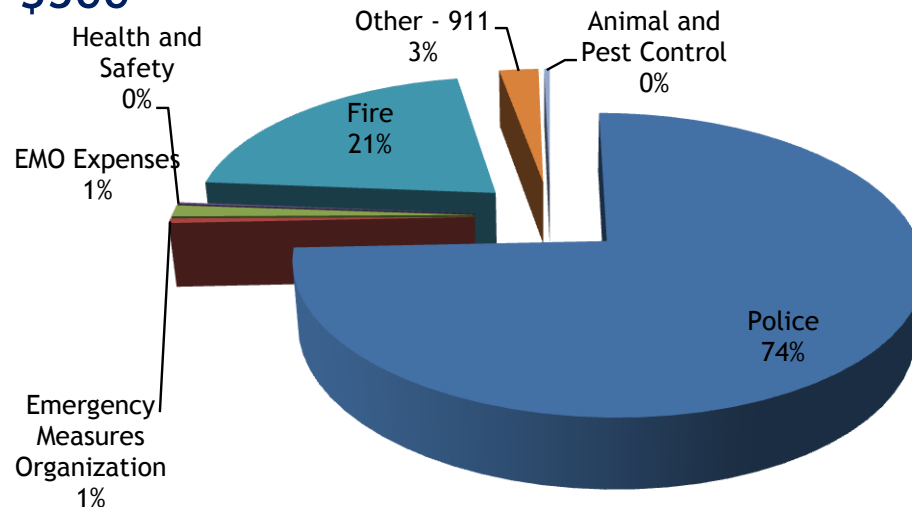
⦿ General Government Services \$291,749 (14%)



# 2017 TOWN EXPENDITURES

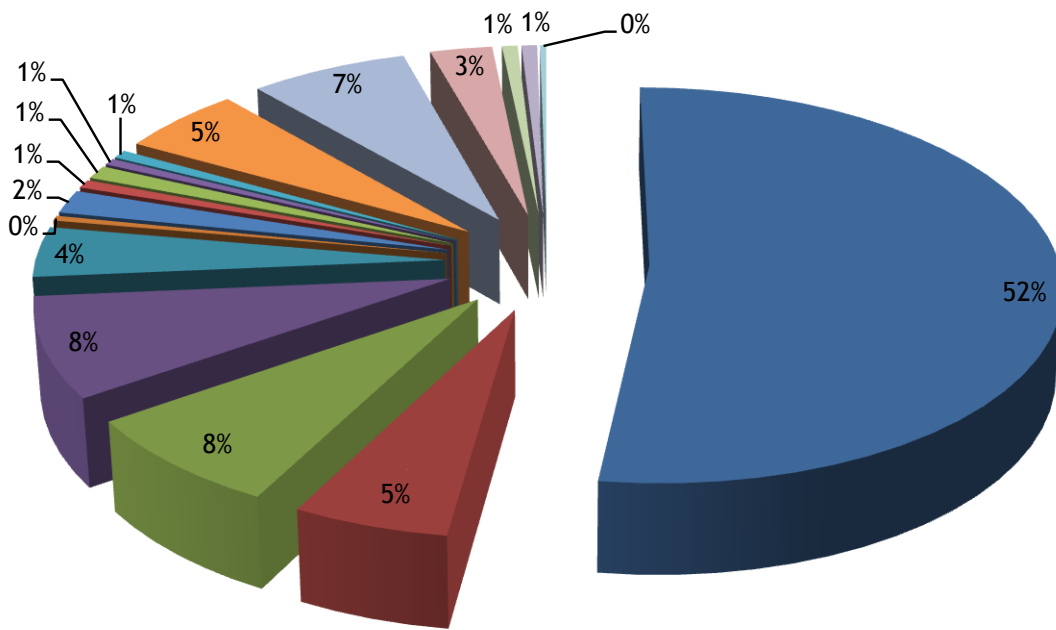
## ◎ Protective Services \$282,600 (14%)

- Fire \$59,000
- Police \$210,000
- Emergency Measures Organization (EMO, Code Red, 911) \$12,100
- Animal and Pest Control \$1,000
- Health and Safety \$500



# 2017 TOWN EXPENDITURES

## Transportation Services \$364,000 (17%)



- Public Works Wages and Benefits 52%
- PW Equipment Fuel 5%
- PW Equipment Repair & Mtce 8%
- Workshop and Yard Operations 8%
- Sidewalks and Boulevards 4%
- Ditches and Road Drainage 0%
- Road Reconstruction 2%
- Street Cleaning 1%
- Snow and Ice Removal 1%
- Fire Hydrant and Line Mtce 1%
- Dust Control 1%
- Street Paving 5%
- Street Lighting 7%
- Gravel 3%
- Street Signs 1%
- Sundry Expense 1%
- Tree Removal Program 0%

# 2017 TOWN EXPENDITURES

## ◎ Environmental Health Services \$195,500 (9%)

- Garbage Collection \$125,000
- Nuisance Grounds \$65,000
- Public Washrooms \$5,500



## ◎ Public Health and Welfare Services \$37,050 (2%)

- Service for Seniors Grant \$6,000
- Cemetery Grants \$16,750
- Social Assistance \$3,800
- Handivan Grant \$9,000
- Doctor's Expense \$1,500



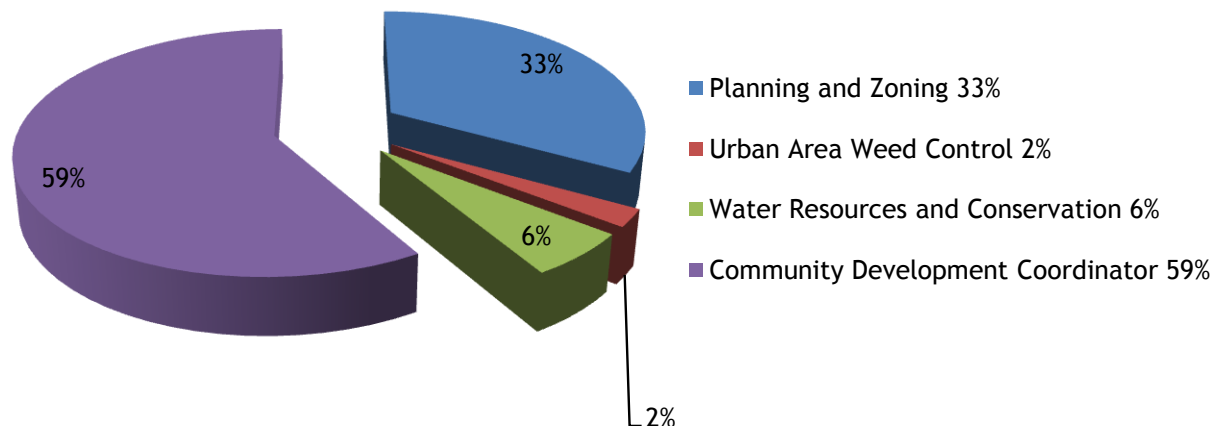
# 2017 TOWN EXPENDITURES

## ⦿ Environmental Development Services \$15,100 (1%)

- Planning and Zoning \$14,100
- Urban Area Weed Control \$1,000

## ⦿ Economic Development Services \$27,500 (1%)

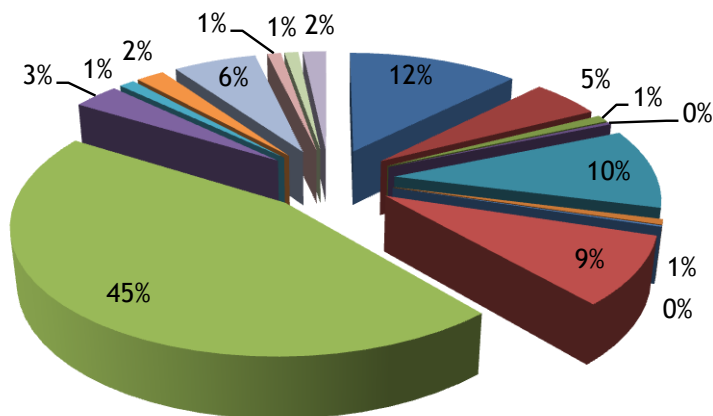
- Water Resources and Conservation \$2,500
- Community Development Commissioner \$25,000



# 2017 TOWN EXPENDITURES

## ○ Recreation and Cultural Services \$297,450.20 (14%)

- Manager of Parks, Facilities and Sanitation \$37,000 12%
- Facility Maintenance and Repairs \$15,000 5%
- Community Hall \$2,750 1%
- Golf Courses \$1,000 0%
- Skating Rinks and Arenas \$30,500 10%
- Parks and Playgrounds \$2,500 1%
- 125 Park \$500 0%
- Manager of Recreation \$26,000 9%
- Parks and Recreation \$134,250 45%
- Parks and Recreation Equipment \$10,000 3%
- Drop in Centre \$3,300 1%
- Museums \$6,125 2%
- Libraries \$18,025.20 6%
- Library Building \$3,000 1%
- Arts Council \$3,000 1%
- Archives \$8,000 2%



# 2017 TOWN EXPENDITURES

## ◎ **Fiscal Services \$325,445.51 (16%)**

- CPMC Capital Project \$200,000
- Community Hall Operating \$15,000
- Debenture Debt Charges \$98,445.51
- Tax discount and short-term loan interest \$12,000

## ◎ **Deficit Recovery \$14,000 (1%)**

## ◎ **Transfer to Reserves \$227,636.31 (11%)**

- Equipment Replacement Reserve \$25,000
- Municipal Building Fund \$5,000
- Gas Tax Reserve \$90,136.31
- Fire Safety Reserve \$35,000
- Recreation Reserve \$60,000
- Fire Truck Reserve \$12,500



# MILL RATE COMPARISON

**2017**

|                                  | <b>2017 Mill Rates</b> | <b>2016 Mill Rates</b> | <b>Mill Increase<br/>Decrease<br/>(-)</b> | <b>Impact on<br/>\$100,000<br/>residential<br/>property**</b> | <b>Impact on<br/>\$125,000<br/>residential<br/>property**</b> |
|----------------------------------|------------------------|------------------------|---|---|---|
| Beautiful Plains School Division | 11.888                 | 11.451                 | 0.437                                     | \$19.67   | \$24.58   |
| General Municipal At Large       | 18.651                 | 17.820                 | 0.831                                     | \$37.40   | \$46.74   |
| <b>Total</b>                     | <b>30.539</b>          | <b>29.271</b>          | <b>1.268</b>                              | <b>\$64.80</b>  | <b>\$71.33</b>  |

\*\*Calculated at:

Residential: Assessment x 45% (portion taxable) x mill rate change per \$1,000.

Disclosure:

- *Special Service By-laws and Whitemud Water shed rates specific to each area have not been calculated.*

- *EPTCA has NOT been deducted*

# TAX RATE COMPARISON

## 2016/2017 Town of Carberry Tax Comparison

**\*Based on Portioned Assessment**

|                              | Property 1    |               |         | Property 2    |               |         | Property 3     |                |         | Property 4    |               |         |
|------------------------------|---------------|---------------|---------|---------------|---------------|---------|----------------|----------------|---------|---------------|---------------|---------|
|                              | 2016          | 2017          | %       | 2016          | 2017          | %       | 2016           | 2017           | %       | 2016          | 2017          | %       |
| <b>*Portioned Assessment</b> | <b>41,360</b> | <b>41,360</b> | 0.00%   | <b>81,050</b> | <b>81,050</b> | 0.00%   | <b>106,250</b> | <b>106,250</b> | 0.00%   | <b>80,150</b> | <b>80,150</b> | 0.00%   |
| General Municipal            | \$484.52      | \$525.81      | 7.85%   | \$949.48      | \$1,030.39    | 7.85%   | \$1,244.69     | \$1,350.76     | 7.85%   | \$938.93      | \$1,018.95    | 7.85%   |
| Sewer Operating              | \$130.00      | \$130.00      | 0.00%   | \$130.00      | \$130.00      | 0.00%   | \$130.00       | \$130.00       | 0.00%   | \$130.00      | \$130.00      | 0.00%   |
| Garbage Collection           | \$160.00      | \$160.00      | 0.00%   | \$160.00      | \$160.00      | 0.00%   | \$160.00       | \$160.00       | 0.00%   | \$160.00      | \$160.00      | 0.00%   |
| Fire, Lights, Police         | \$190.26      | \$165.85      | -14.71% | \$372.83      | \$325.01      | -14.71% | \$488.75       | \$426.06       | -14.71% | \$368.69      | \$321.40      | -14.71% |
| FL Debenture                 | \$62.45       | \$51.82       | -20.51% | \$122.39      | \$101.56      | -20.51% | \$160.44       | \$133.13       | -20.51% | \$121.03      | \$100.43      | -20.51% |
| CPCO Operation               | \$0.00        | \$60.00       | 100%    | \$0.00        | \$60.00       | 100%    | \$0.00         | \$60.00        | 100%    | \$0.00        | \$60.00       | 100%    |
| Total Municipal              | \$1,027.23    | \$1,093.49    | 6.06%   | \$1,734.69    | \$1,806.95    | 4.00%   | \$2,183.87     | \$2,259.95     | 3.37%   | \$1,718.65    | \$1,790.78    | 4.03%   |
| Total School                 | \$473.57      | \$491.69      | 3.68%   | \$928.02      | \$963.52      | 3.68%   | \$1,216.56     | \$1,263.10     | 3.68%   | \$917.72      | \$952.82      | 3.68%   |
| EPTCA                        | \$700.00      | \$700.00      | 0.00%   | \$700.00      | \$700.00      | 0.00%   | \$700.00       | \$700.00       | 0.00%   | \$700.00      | \$700.00      | 0.00%   |
| Total Taxes Owing            | \$800.80      | \$885.18      | 9.53%   | \$1,962.71    | \$2,070.48    | 5.20%   | \$2,700.44     | \$2,823.05     | 4.34%   | \$1,936.37    | \$2,043.60    | 5.25%   |
| Difference                   | \$84.37       |               |         | \$107.76      |               |         | \$122.61       |                |         | \$107.23      |               |         |

|                              | Property 5     |                |         | Duplex         |                |         | Business 1     |                |         | Business 2     |                |         |
|------------------------------|----------------|----------------|---------|----------------|----------------|---------|----------------|----------------|---------|----------------|----------------|---------|
|                              | 2016           | 2017           | %       | 2016           | 2017           | %       | 2016           | 2017           | %       | 2016           | 2017           | %       |
| <b>*Portioned Assessment</b> | <b>143,870</b> | <b>143,870</b> | 0.00%   | <b>102,960</b> | <b>102,960</b> | 0.00%   | <b>101,140</b> | <b>101,140</b> | 0.00%   | <b>101,210</b> | <b>101,210</b> | 0.00%   |
| General Municipal            | \$1,685.39     | \$1,829.02     | 7.85%   | \$1,206.14     | \$1,308.93     | 7.85%   | \$1,184.82     | \$1,285.79     | 7.85%   | \$1,185.64     | \$1,286.68     | 7.85%   |
| Sewer Operating              | \$130.00       | \$130.00       | 0.00%   | \$260.00       | \$260.00       | 0.00%   | \$130.00       | \$130.00       | 0.00%   | \$260.00       | \$260.00       | 0.00%   |
| Garbage Collection           | \$160.00       | \$160.00       | 0.00%   | \$240.00       | \$240.00       | 0.00%   | \$800.00       | \$800.00       | 0.00%   | \$320.00       | \$320.00       | 0.00%   |
| Fire, Lights, Police         | \$661.80       | \$576.92       | -14.71% | \$473.62       | \$412.87       | -14.71% | \$465.24       | \$405.57       | -14.71% | \$465.57       | \$405.85       | -14.71% |
| FL Debenture                 | \$217.24       | \$180.27       | -20.51% | \$155.47       | \$129.01       | -20.51% | \$152.72       | \$126.73       | -20.51% | \$152.83       | \$126.82       | -20.51% |
| CPCO Operation               | \$0.00         | \$60.00        | 100%    | \$0.00         | \$120.00       | 100%    | \$0.00         | \$120.00       | 100%    | \$0.00         | \$120.00       | 100%    |
| Total Municipal              | \$2,854.44     | \$2,936.21     | 2.78%   | \$2,335.23     | \$2,470.81     | 5.49%   | \$2,732.79     | \$2,748.09     | 0.56%   | \$2,384.04     | \$2,399.35     | 0.64%   |
| Total School                 | \$1,647.31     | \$1,710.33     | 3.68%   | \$1,178.89     | \$1,223.99     | 3.68%   | \$2,220.02     | \$2,264.32     | 1.96%   | \$2,221.56     | \$2,265.89     | 1.96%   |
| EPTCA                        | \$700.00       | \$700.00       | 0.00%   | \$700.00       | \$700.00       | 0.00%   | \$700.00       | \$700.00       | 0.00%   | \$700.00       | \$700.00       | 0.00%   |
| Total Taxes Owing            | \$3,801.75     | \$3,946.53     | 3.67%   | \$3,514.12     | \$3,694.80     | 4.89%   | \$4,952.81     | \$5,012.41     | 1.19%   | \$4,605.60     | \$4,665.24     | 1.28%   |
| Difference                   | \$144.78       |                |         | \$180.68       |                |         | \$59.60        |                |         | \$59.64        |                |         |

\* Portioned Assessment = Total Assessment (Land and Buildings) x 45%

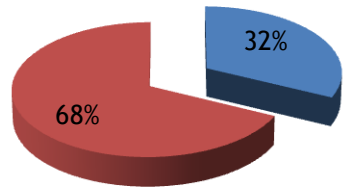
# INFRASTRUCTURE PROJECTS FOR 2017

## Foster Crescent

Resurfacing of Foster Crescent will consist of sweeping the surface, placing tack oil and 50mm asphalt as well as re-placing 3 manhole lifter rings.



## Funding Source



- Municipal Road Improvement Grant 32%
- Federal Gas Tax 68%

# INFRASTRUCTURE PROJECTS FOR 2017

## Charles Drive

Charles Drive will consist of new paving for this newer subdivision in the Town of Carberry. The road will be surveyed to ensure correct location, brought up to grade, place and pack a gravel base, place 50mm asphalt, and will add shoulder gravel as needed.

## Funding Source

100% Federal Gas Tax Fund



# JOINT PROJECTS FOR 2017

## Drop In Centre Eaves Trough

Eaves trough at the Drop In Centre are falling off on the south side and are in desperate need of repair. If it is not fixed, we will begin to see foundation issues on this building as well.

## Funding Source

Jointly funded between the Mun. of North Cypress-Langford and Town of Carberry Municipal Building Fund.




# JOINT PROJECTS FOR 2017

## Old Town Hall Basement

Old Town Hall basement has leaks in the foundation. We will be digging down on the exterior of the building, and once we get a look at the surface, will decide what will be the best way to seal it up. There are many different options, and we will decide once it is exposed.

## Funding Source

Jointly funded between the Mun. of North Cypress-Langford and Town of Carberry Municipal Building Fund.



Water damage at the bottom of our new kitchen cupboards

# JOINT PROJECTS FOR 2017

## Replacement of Ice Plant at CPCC

Over the 6 seasons the current ice plant has ran, it has cost us over \$80,000 in repair and maintenance. This proclaimed "green energy" project, has in fact had an increase of 61% in energy consumption. The system is very inefficient, and, as you can see, very complicated. There is a high number of electrical components, and a lot of engineering "marvels." We have explored the idea of legal action, but it is felt that we would most likely end up spending more on legal fees than we would see from a settlement. We are debating filing a complaint to the APEGM (engineer association).

## Funding Source

Funded 3 ways between the Mun. of North Cypress-Langford, the Town of Carberry and the CPCC Capital Fund.





# PAYMENT OPTIONS

## ◎ **By mail**

- Cheque or money order mailed to: Box 130, Carberry, MB R0K 0H0



## ◎ **Post dated cheques**

- Mailed to: Box 130, Carberry, MB R0K 0H0
- Or dropped off at : 316 Fourth Ave., Carberry, MB from 8:30 AM to 12 PM (noon) and 1 PM to 4:30 PM.

## ◎ **In person**

- Municipal Office: 316 Fourth Ave., Carberry, MB from 8:30 AM to 12 PM (noon) and 1 PM to 4:30 PM.



## ◎ **Online banking**

- When adding Town of Carberry as your payee, search “Town of Carberry”. Your account number is your roll number (do not enter the decimal). If your roll number is only 5 digits and you need 9, enter zeros (0) in front of your roll number to make up a total of 9 numbers.



# IMPORTANT INFORMATION

- Jan 1<sup>st</sup> to Dec 31<sup>st</sup> 2017 taxes are due **September 30<sup>th</sup>, 2017.**
- Early bird rates:
  - 1.5% to June 30<sup>th</sup>
  - 1% to July 31<sup>st</sup>
  - and .5% to August 31<sup>st</sup>
- **Late fees** of 1.25% will be charged on unpaid taxes - added the first business day of every month after Sept 30<sup>th</sup>.
- **Remember** to save your tax bill for your income tax preparer the following year.
- Please visit **our website** for more information:
  - [www.townofcarberrry.ca](http://www.townofcarberrry.ca)

