




Population 1,738
(2016 Census)



2020

Financial Plan

www.townofcarberry.ca



Main Street, Carberry, MB

1900

COVID-19

- ◎ The Council and staff at the Town of Carberry are doing everything they can to cut costs as much as possible. We understand the stress and strain Covid-19 has put on our residents this year and want to do our part to help.
- ◎ We are not only stream lining our budget but also looking at alternative ways to save our taxpayers more money.



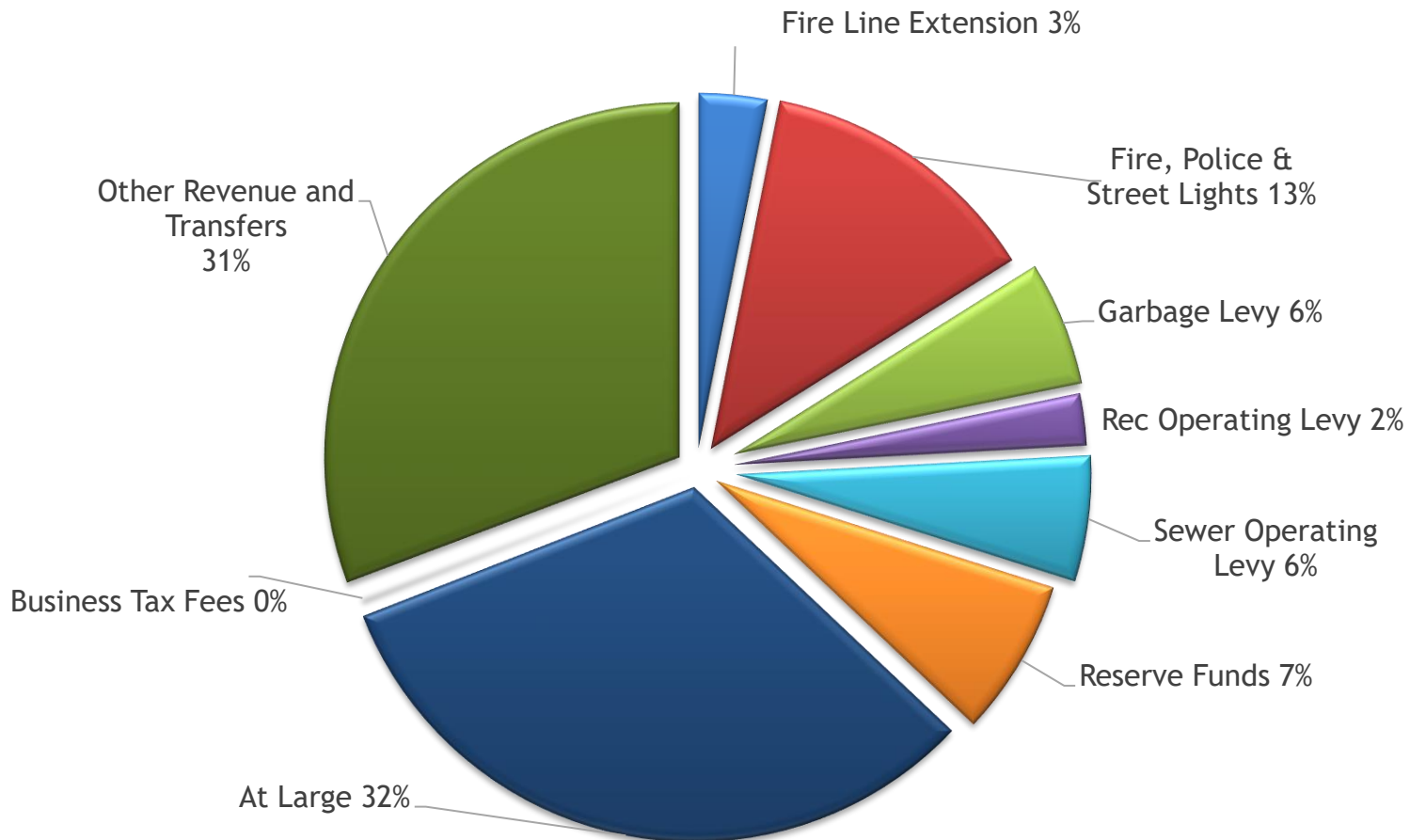
REVIEW OF 2020 FINANCIAL PLAN



2020 TOWN REVENUES

- ◉ At Large \$814,733.75
- ◉ Fire Line Extension By-law 1/2016 \$79,038.98
(final payment due Dec 2020)
- ◉ Fire, Police & Lights Sec 891A No.2221 \$330,000
- ◉ Garbage Levy 2213 \$145,000
- ◉ Rec Operating BL 1/2017 \$59,850
- ◉ Sewer Operating Expense BL 5/2016 \$145,714.10
- ◉ Business Tax, Fees \$4,857
- ◉ Reserve Transfers \$182,500
- ◉ Other Revenue and Transfers \$781,603

2020 TOWN REVENUES




2020 TOWN EXPENDITURES

- ◉ General Government Services \$387,730.25
- ◉ Protective Services \$321,894.42
- ◉ Transportation Services \$402,027.29
- ◉ Environmental Health Services \$221,500
- ◉ Public Health and Welfare Services \$34,450
- ◉ Environmental Development Services \$14,600
- ◉ Economic Development Services \$34,500
- ◉ Recreation and Cultural Services \$391,704.35
- ◉ Fiscal Services \$458,857.52
- ◉ Transfers To Reserves \$276,033

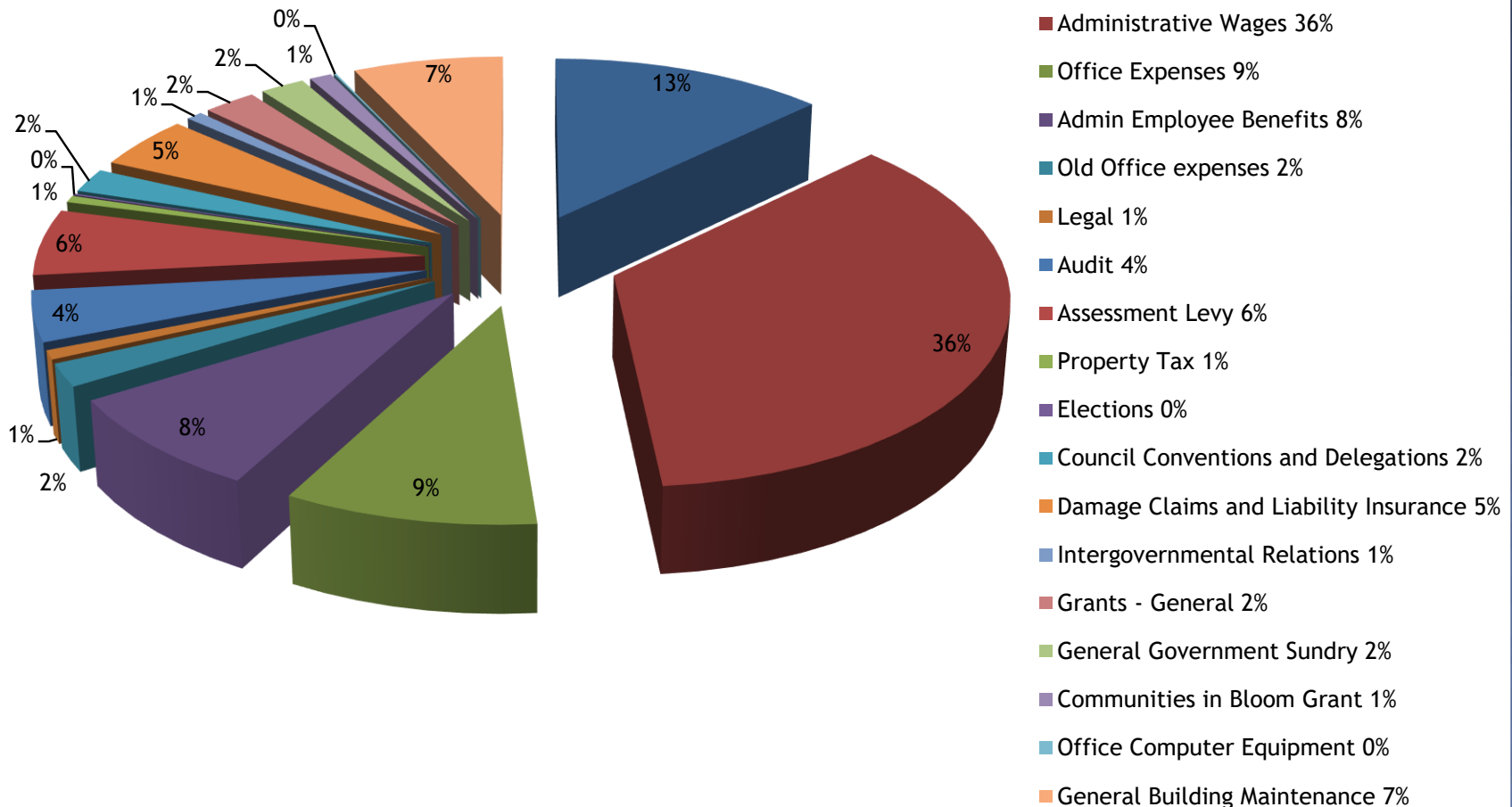


2020 GENERAL EXPENDITURES



2020 TOWN EXPENDITURE BREAKDOWN

○ General Government Services \$387,730.25 (17%)



◎ Protective Services \$321,894.42 (14%)

- Fire \$90,400
- Police \$205,000
- Emergency Measures Organization (EMO, Code Red, 911) \$15,494.42
- Animal and Pest Control \$1,000
- Health and Safety \$5,000



◎ Transportation Services \$402,027.29(18%)

- Public Works Wages and Benefits 51%
- Equipment Fuel 7%
- Equipment Repairs and Maintenance 6%
- Equipment Insurance and Registration 2%
- Workshop and Yard Operations 9%
- Sidewalks and Boulevards 3%
- Ditches, Culverts and Road Drainage 0%
- Road Reconstruction 2%
- Street Cleaning 1%
- Snow and Ice Removal 0%
- Fire Hydrant and Line Mtce 1%
- Dust Control 1%
- Street Paving 1%
- Street Lighting 7%
- Gravel 3%
- Street Signs 5%
- Sundry Expense 0%
- Tree Removal Program 0%



◎ Environmental Health Services \$221,500 (10%)

- Garbage Collection \$175,000
- Nuisance Grounds \$25,000
- Joint Utility Employee \$21,500



◎ Public Health and Welfare Services \$34,450 (1%)

- Service for Seniors Grant \$6,000
- Cemetery Grants \$10,000
- Social Assistance \$3,800
- Handivan Grant \$9,650
- Doctor's Expense \$5,000

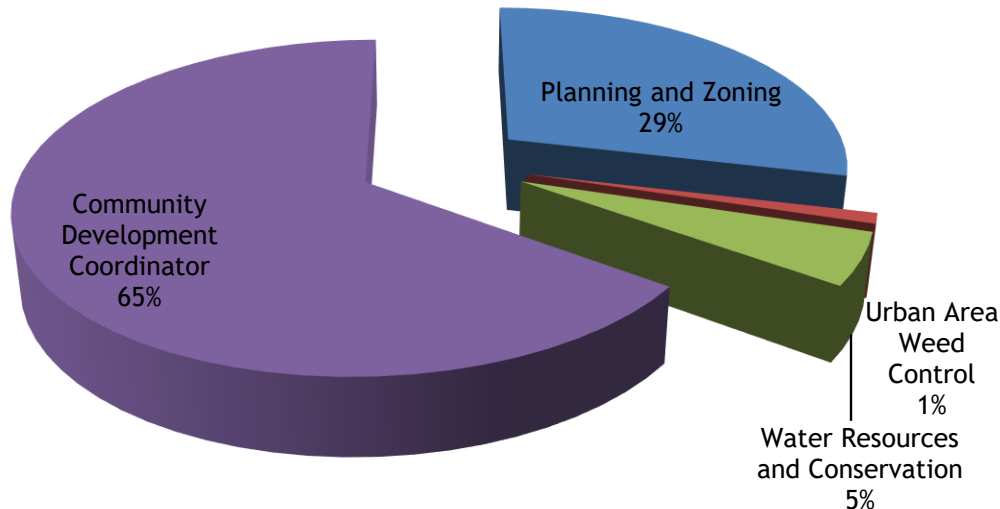


⦿ **Environmental Development Services \$14,600 (1%)**

- Planning and Zoning \$14,100
- Urban Area Weed Control \$500

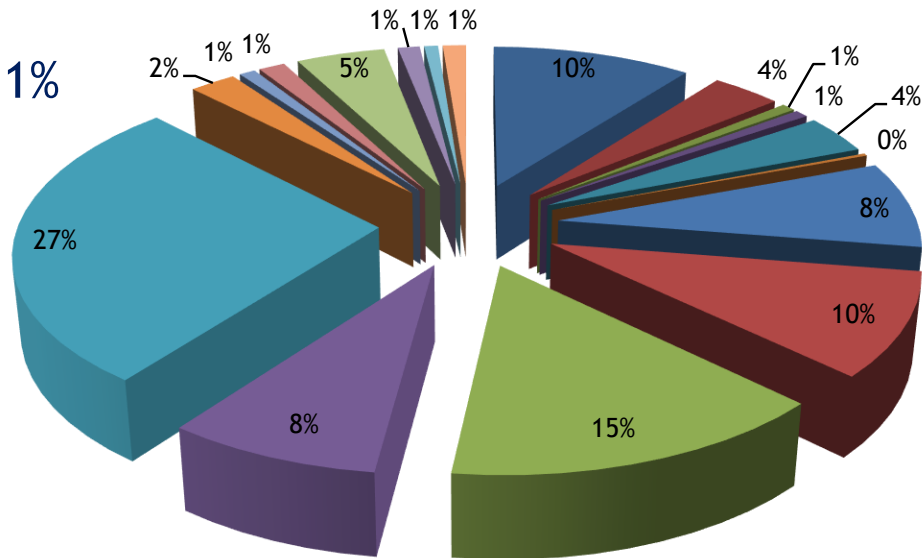
⦿ **Economic Development Services \$34,500 (2%)**

- Water Resources and Conservation \$2,500
- Community Development Commissioner \$32,000



◎ Recreation and Cultural Services \$391,704.35 (17%)

- Manager of Parks, Facilities and Sanitation 8%
- Facility Maintenance and Repairs 7%
- Community Hall Taxes and Insurance 1%
- Community Hall Levy 3%
- CPCC Capital Contribution Levy 10%
- CPCC Operating Levy 12%
- Parks and Playgrounds 1%
- Manager of Leisure Services 5%
- Parks & Recreation 29%
- Parks & Recreation Equipment 3%
- Golf Courses 0%
- Skating Rinks and Arenas 11%
- Drop in Centre 1%
- Museums 1%
- Libraries 5%
- Library Building 1%
- Arts Council 1%
- Archives 1%



◎ **Fiscal Services \$458,857.52 (20%)**

- Transfers to Capital by Reserves \$205,104.44
- Transfer to Utility \$145,714.10
- Debenture Debt Charges \$79,038.98
- Tax discount and short-term loan interest \$14,000

◎ **Transfer to Reserves \$276,033 (14%)**

- Equipment Replacement Reserve \$45,000
- Municipal Building Fund \$5,000
- Gas Tax Reserve \$93,533
- Fire Safety Reserve \$45,000
- Recreation Reserve \$60,000
- Fire Truck Reserve \$27,500



WHAT DOES ALL THIS MEAN?

- ◎ Overall assessment increase of 1,032,050 = 1.478% average increase
- ◎ 2020 General mill rate is 15.187
- ◎ 2020 Fire, Police and Lights mill rate is 3.977
- ◎ 2020 Beautiful Plains SD mill rate is 11.257
- ◎ Sewer rate \$144.20
- ◎ Garbage rate \$160 per household (no rate increase since 2012)
- ◎ Community Rec Services levy \$70.00 per household

MILL RATE COMPARISON

2020	2019 Mill Rates	2020 Mill Rates	Mill Increase Decrease (-)	Impact on \$100,000 residential property**	Impact on \$125,000 residential property**
Beautiful Plains School Division	11.487	11.257	-0.230	-\$10.35	-\$12.94
General Municipal At Large	18.833	19.164	0.331	\$14.89	\$18.62
Total	30.320	30.421	0.101	\$4.54	\$5.68

****Calculated at:**

Residential: Assessment x 45% (portion taxable) x mill rate change per \$1,000.

Disclosure:

- EPTCA has NOT been deducted

- Special Service By-laws have not been calculated.

TAX RATE COMPARISON

2019/2020 Town of Carberry Tax Comparison

***Based on Portioned Assessment**

	Property 1			Property 2			Property 3			Property 4		
	2020	2019	%	2020	2019	%	2020	2019	%	2020	2019	%
*Portioned Assessment	34,880	40,600	-14.09%	73,760	77,000	-4.21%	48,375	49,410	-2.09%	111,070	115,430	-3.78%
General Municipal	\$488.84	\$548.22	-10.83%	\$1,033.75	\$1,039.73	-0.58%	\$677.98	\$667.18	1.62%	\$1,556.65	\$1,558.65	-0.13%
Sewer Operating	\$144.20	\$139.89	3.08%	\$144.20	\$139.89	3.08%	\$144.20	\$139.89	3.08%	\$144.20	\$139.89	3.08%
Garbage Collection	\$160.00	\$160.00	0.00%	\$160.00	\$160.00	0.00%	\$160.00	\$160.00	0.00%	\$160.00	\$160.00	0.00%
Fire, Lights, Police	\$138.72	\$159.15	-12.84%	\$293.34	\$301.84	-2.81%	\$192.39	\$193.69	-0.67%	\$441.73	\$452.49	-2.38%
FL&FH Debenture	\$38.93	\$57.25	-32.00%	\$82.32	\$108.57	-24.18%	\$53.99	\$69.67	-22.51%	\$123.95	\$162.76	-23.84%
CPCC Operation	\$70.00	\$70.00	0.00%	\$70.00	\$70.00	0.00%	\$70.00	\$70.00	0.00%	\$70.00	\$70.00	0.00%
Total Municipal	\$1,040.69	\$1,134.51	-8.27%	\$1,783.61	\$1,820.03	-2.00%	\$1,298.55	\$1,300.43	-0.14%	\$2,496.53	\$2,543.78	-1.86%
Total School	\$392.64	\$466.37	-15.81%	\$830.32	\$884.50	-6.13%	\$544.56	\$567.57	-4.06%	\$1,250.31	\$1,325.94	-5.70%
EPTCA	-\$392.64	-\$466.37	-15.81%	-\$700.00	-\$700.00	0.00%	-\$544.56	-\$567.57	-4.05%	-\$700.00	-\$700.00	0.00%
Total Taxes Owing	\$1,040.69	\$1,134.51	-8.27%	\$1,913.92	\$2,004.53	-4.52%	\$1,298.55	\$1,300.43	-0.14%	\$3,046.84	\$3,169.73	-3.88%
Difference	-\$93.82			-\$90.61			-\$1.88			-\$122.89		

	Property 5			Duplex			Business 1			Business 2		
	2020	2019	%	2020	2019	%	2020	2019	%	2020	2019	%
*Portioned Assessment	146,750	142,920	2.68%	102,920	105,440	-2.39%	118,430	104,460	13.37%	101,860	95,360	6.82%
General Municipal	\$2,056.70	\$1,929.85	6.57%	\$1,442.42	\$1,423.76	1.31%	\$1,659.80	\$1,410.52	17.67%	\$1,427.57	\$1,287.65	10.87%
Sewer Operating	\$144.20	\$139.89	3.08%	\$288.40	\$279.78	3.08%	\$144.20	\$139.89	3.08%	\$288.40	\$279.78	3.08%
Garbage Collection	\$160.00	\$160.00	0.00%	\$240.00	\$240.00	0.00%	\$800.00	\$800.00	0.00%	\$320.00	\$320.00	0.00%
Fire, Lights, Police	\$583.62	\$560.25	4.17%	\$409.31	\$413.32	-0.97%	\$471.00	\$409.48	15.02%	\$405.10	\$373.81	8.37%
FL&FH Debenture	\$163.77	\$201.52	-18.73%	\$114.86	\$148.67	-22.74%	\$132.17	\$147.29	-10.27%	\$113.68	\$134.46	-15.46%
CPCC Operation	\$70.00	\$70.00	0.00%	\$140.00	\$140.00	0.00%						
Total Municipal	\$3,178.30	\$3,061.50	3.82%	\$2,635.00	\$2,645.53	-0.40%	\$3,207.16	\$2,907.19	10.32%	\$2,554.74	\$2,395.69	6.64%
Total School	\$1,651.96	\$1,641.72	0.62%	\$1,158.57	\$1,211.19	-4.34%	\$2,378.67	\$2,220.51	7.12%	\$2,045.86	\$2,027.07	0.93%
EPTCA	-\$700.00	-\$700.00	0.00%									
Total Taxes Owing	\$4,130.26	\$4,003.22	3.17%	\$3,793.57	\$3,856.72	-1.64%	\$5,585.83	\$5,127.69	8.93%	\$4,600.60	\$4,422.76	4.02%
Difference	\$127.04			-\$63.15			\$458.14			\$177.84		

COMPLETED PROJECTS

- ◉ Sidewalk repair on Main Street between Hotel and old Reilly's building ✓
- ◉ Replaced several street signs, stop signs, etc. ✓
- ◉ Sewer Lift Station rescue safety winch ✓
- ◉ Sewer flushing from Jardine east (approx $\frac{3}{4}$ of town) ✓

JOINT COMPLETED PROJECTS

- ◉ Window at Museum - 2019 ✓
- ◉ Replace Old Town Hall furnace - 2019 ✓
- ◉ Eaves trough at Library - 2019 ✓

INFRASTRUCTURE PROJECTS FOR 2020

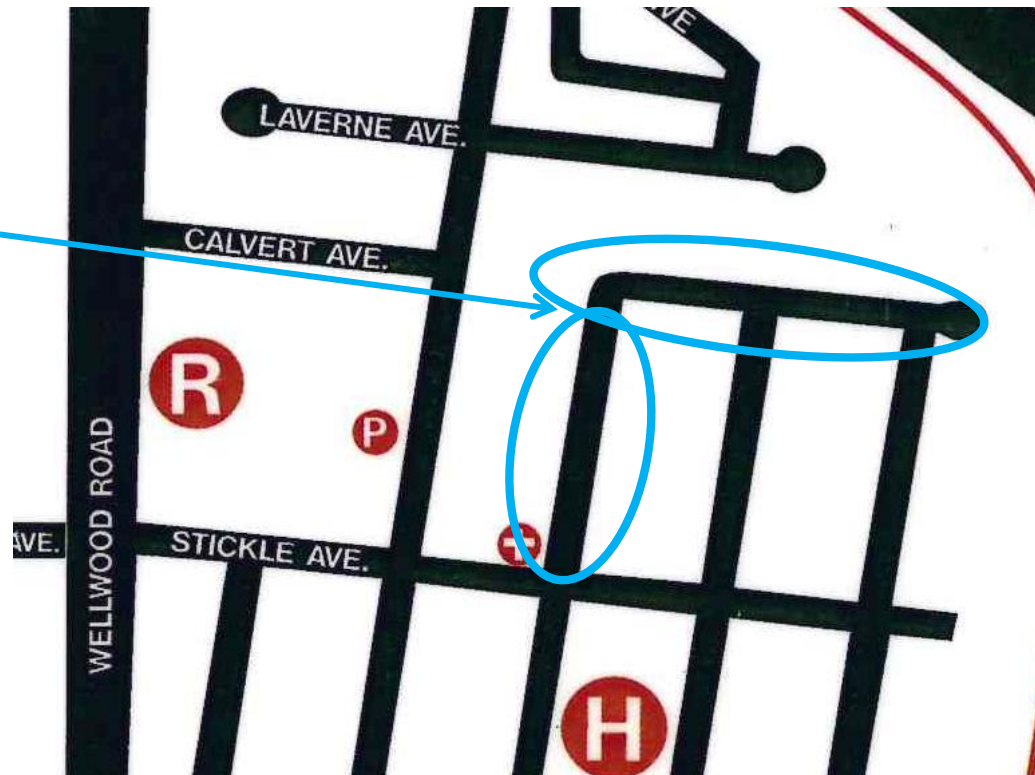
Toronto Street

Resurface Toronto Street from Stickle to Calvert East including removal of the grass and paving the middle of the cul-de-sac.

Funding Source

100% Gas Tax Fund

Location



Toronto Street



INFRASTRUCTURE PROJECTS FOR 2020

Jardine Street

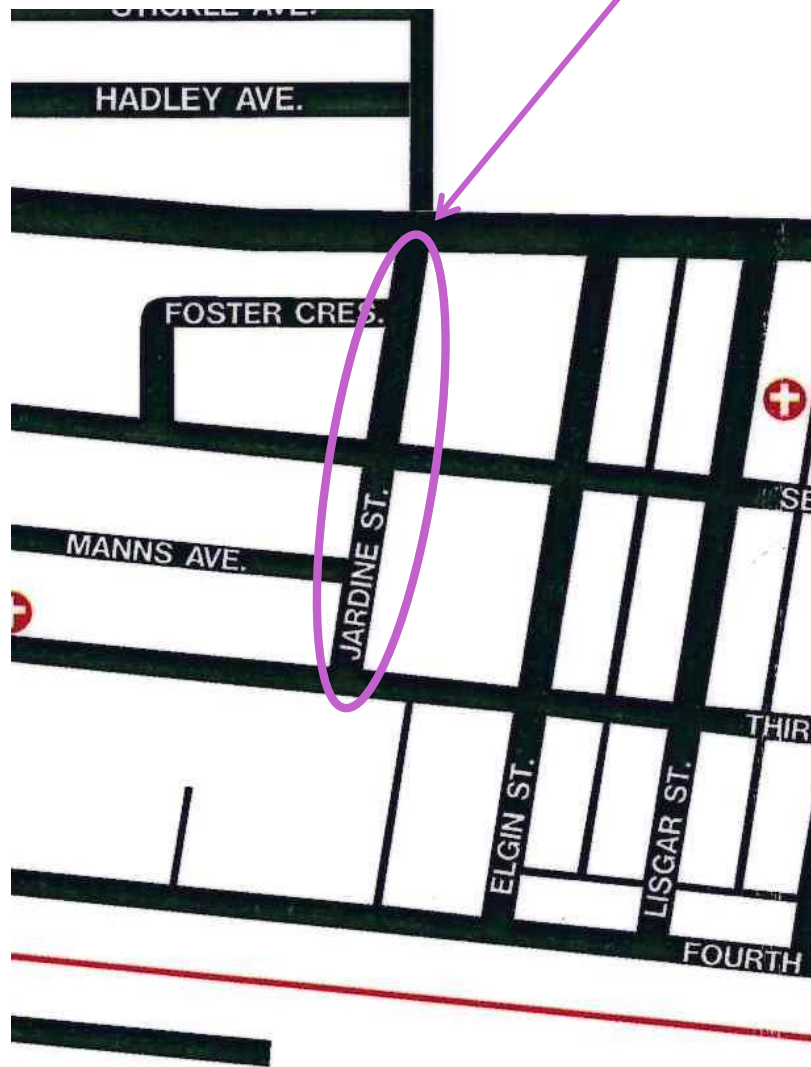
Resurface Jardine Street from First Ave. To Third Ave., once the sewer repair work has settled.

Funding Source

100% Gas Tax Fund



Jardine Street Location



INFRASTRUCTURE PROJECTS FOR 2020



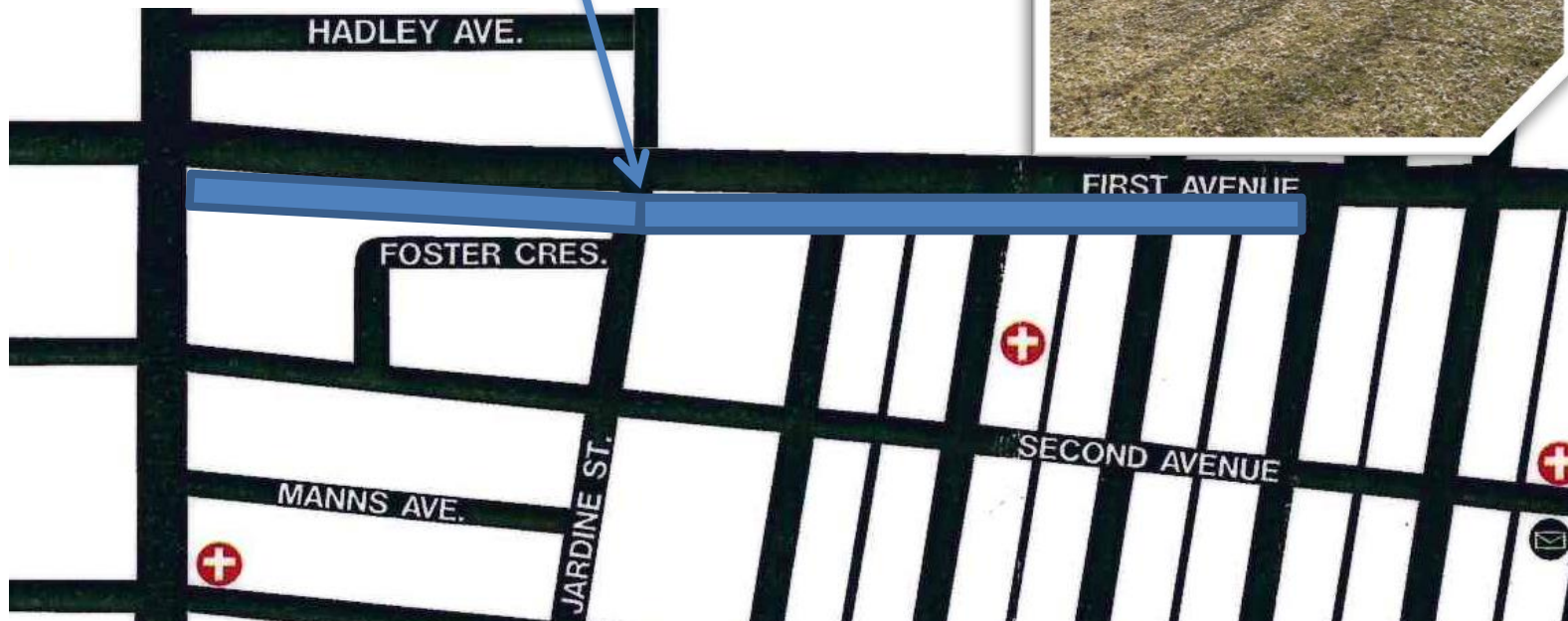
Walking Path

Install a new walking path from Fanny Street to Selkirk Street. The plan is to have signage and lighting in place along the path. This new walking path will complete the walking path around town.



Funding Source

100% Gas Tax Fund



INFRASTRUCTURE PROJECTS FOR 2020

Market Street

Repaving Market Street from 1st Ave to 2nd Ave. with 50mm of asphalt.

Funding Source

100% Gas Tax Fund



INFRASTRUCTURE PROJECTS FOR 2020

Ottawa Street

Repaving Ottawa Street from 3rd Ave to 4th Ave. with 50mm of asphalt.

Funding Source

100% Gas Tax Fund



PROJECTS FOR 2020

2 LED Cross Walk Lights

We plan to add two more LED crosswalk lights at the following locations:

Funding Source

Gas Tax



JOINT PROJECTS FOR 2020

There are a few joint projects that will be taking place this year that are listed as follows:

- Municipal Office - stucco repair and paint
- Old Town Hall @ 122 Main - brick repair
- Museum - brick repair
- Library - brick repair
- Municipal Office - new shingles
- Old Town Hall @ 122 Main - replace some windows

WORKING
TOGETHER



Funding Source

Jointly funded between the Town of Carberry and Mun. of North Cypress-Langford Municipal Building Funds.



JOINT PROJECTS FOR 2020 CONT.

Carberry/NCL Fire Hall addition

- construction began July 2019 and will be completed spring 2020
- addition is 5,400 square feet, includes mezzanine and hose tower which will open up training opportunities.
- the handivan will be housed here as well which will mean we are able to consolidate three buildings into one.

Funding Source

Reserves, donations, grants and levied. The total cost is jointly funded between the Town of Carberry and Mun. of North Cypress-Langford.



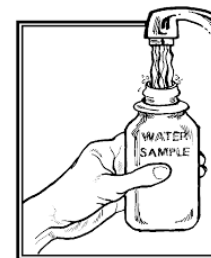
?? DID YOU KNOW...? ??

- The Town of Carberry and Municipality of North Cypress-Langford share the revenue and expenses 50/50 for many budgetary items?



Here are a few examples: fire department, parks and recreation, CDC, office, old office, emergency measures, nuisance grounds, Joint Utility, Manager Parks Facilities and Sanitation, Recreation Programmer, CPCC, Hall, Museum, Library, Drop In Centre, Cemetery, Arts, and Archives.

- January 1st to December 31st, 2020 taxes are due September 30th, 2020.
- Our office accepts prepayments in any amount for taxes throughout the year.
- Water sample kits are available upon request.



?? DID YOU KNOW ??

- Your property assessment is always accessible online at: https://web22.gov.mb.ca/mao/public/search_select.aspx
- **Get social!! Follow us on Twitter, Facebook and Instagram.** 
- Check out our webpage at www.townofcarberry.ca for updates and news in the community.
- **We accept your used batteries for recycling.** 
- Garbage and recycling should be at the curb by 7 a.m. (garbage on Tuesdays and recycling on Thursdays).
- **We offer glass recycling pickup on the first Tuesday of every month.**

Transfer Station Hours



Summer
Carberry Wednesday, Friday 12 noon - 8 p.m. Saturday 9 a.m. - 5 p.m.
Fairview Thursday 12 noon - 8 p.m.

Winter
Carberry Wednesday & Friday 12 noon - 5 p.m. Saturday 9 a.m. - 5 p.m.
Fairview Thursday 12 noon - 5 p.m.



PAYMENT OPTIONS

◉ By mail

- Cheque or money order mailed to: Box 130, Carberry, MB R0K 0H0

◉ Post dated cheques

- Mailed to: Box 130, Carberry, MB R0K 0H0
- Or dropped off at : 316 Fourth Ave., Carberry, MB from 8:30 AM to 12 PM (noon) and 1 PM to 4:30 PM.



◉ In person

- Municipal Office: 316 Fourth Ave., Carberry, MB from 8:30 AM to 12 PM (noon) and 1 PM to 4:30 PM.



◉ Online banking

- When adding Town of Carberry as your payee, search “Town of Carberry”. Your account number is your roll number (do not enter the decimal). If your roll number is only 5 digits and you need 9, enter zeros (0) in front of your roll number to make up a total of 9 numbers.



◉ E-transfer

- Please use email: town@townofcaberry.ca



IMPORTANT INFORMATION

- Jan 1st to Dec 31st 2020 taxes are due **September 30th, 2020.**
- Early bird rates:
 - 1.5% to June 30th
 - 1% to July 31st
 - and .5% to August 31st
- **Late fees** of 1.25% will be charged on unpaid taxes - added the first business day of every month after Sept 30th.
- **Remember** to save your tax bill for your income tax preparer the following year.
- Please visit **our website** for more information:
 - www.townofcarberrry.ca

**EARLY BIRD
DISCOUNT**

