



Population 1,738
(2016 Census)



2021 Financial Plan

www.townofcarberry.ca



Carberry, MB

REVIEW OF 2021 FINANCIAL PLAN

- ◉ Message from the Mayor
- ◉ Our Vision and Mission Statement
- ◉ 2021 Town Revenues
- ◉ 2021 Town Expenditures
- ◉ What does this all mean?
- ◉ Mill rate comparison
- ◉ Completed projects (TOC and Joint)
- ◉ Projects/purchases for 2021 (TOC and Joint)
- ◉ Did you know?
- ◉ Payment options
- ◉ Important information



MESSAGE FROM THE MAYOR

On behalf of the Town of Carberry, I'd like to thank you for your interest in the budget process. We have had an extra ordinary year with 2020 being dominated by the Covid-19 global pandemic that has affected each and every citizen of our town. Our staff is to be commended in keeping any service changes and disruptions to a minimum to maintain our high levels of service that you have come to expect as a resident.

Even with the pandemic, we have renewed our focus on infrastructure with several paving projects around town. We have started to renew our Main Street through the downtown area and the long awaited walking path along 1st Avenue was completed this past year and has been met with rave reviews by young and old alike. This work on physical infrastructure will continue in to the future while being guided by the strategic plan goals that Council has instituted as a road map for our community.

Thank you for making Carberry your home!

Sincerely,

Stuart Olmstead

Mayor of Carberry



OUR VISION AND MISSION STATEMENT

○ Vision

- Sustainable business development and residential growth will increase our population towards 2,500 people who are proud to call Carberry home, where community is more than just a word but a way of life.

○ Mission

- The purpose of the Council of the Town of Carberry is to govern in a fair and accountable manner that enhances the quality of life for our citizens.

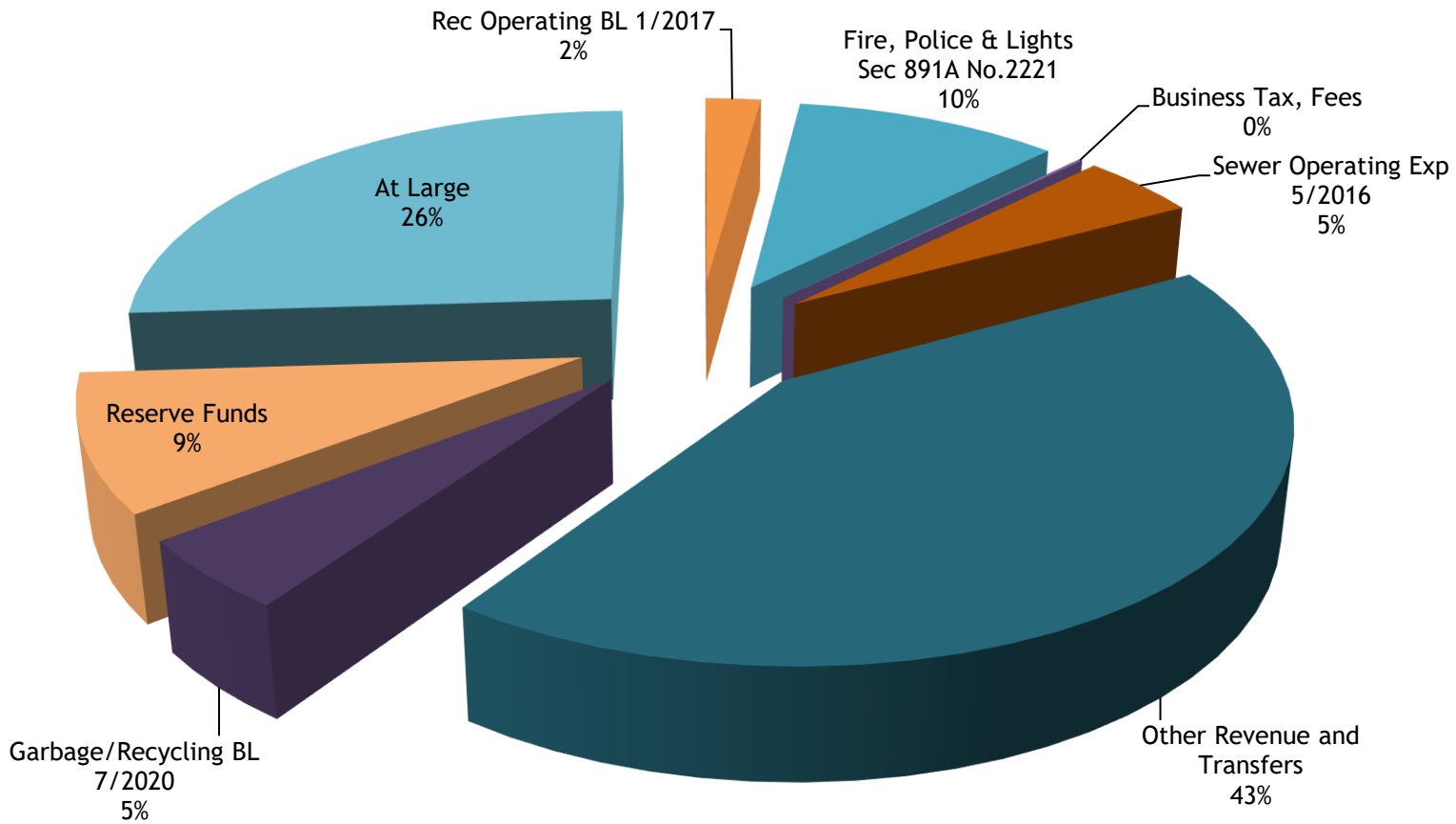


2021 TOWN REVENUES

- ◉ At Large \$833,908
- ◉ Fire, Police & Lights Sec 891A No.2221 \$330,000
- ◉ Garbage Levy 7/2020 \$155,763
- ◉ Rec Operating BL 1/2017 \$68,970
- ◉ Sewer Operating Expense BL 5/2016 \$146,075
- ◉ Business Tax, Fees \$4,857
- ◉ Reserve Transfers \$301,800
- ◉ Other Revenue and Transfers \$1,364,547

TAX REVENUE

2021 TOWN REVENUES

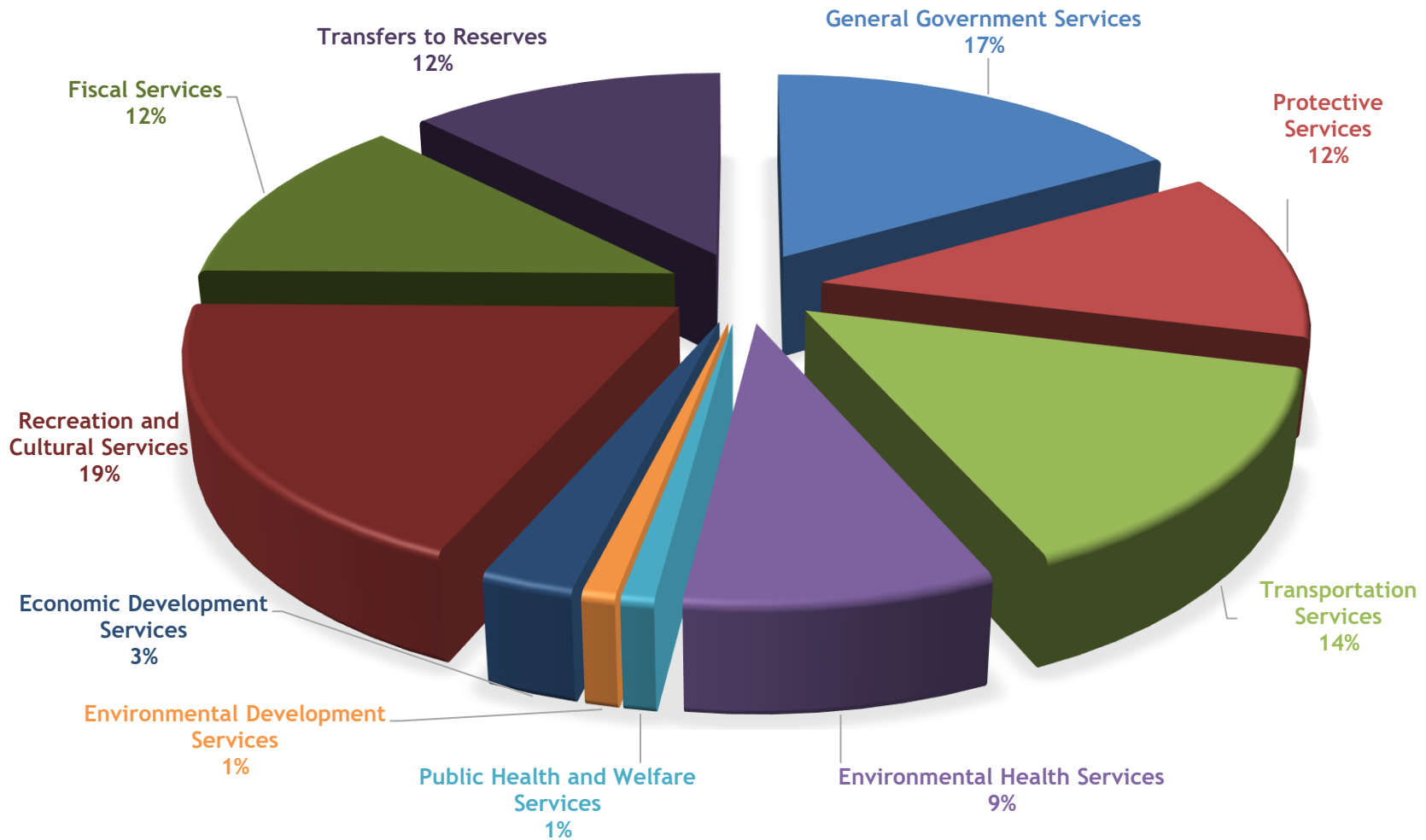


2021 TOWN EXPENDITURES

- ◉ General Government Services \$535,934
- ◉ Protective Services \$389,510
- ◉ Transportation Services \$466,250
- ◉ Environmental Health Services \$277,180
- ◉ Public Health and Welfare Services \$29,800
- ◉ Environmental Development Services \$30,270
- ◉ Economic Development Services \$84,050
- ◉ Recreation and Cultural Services \$589,267
- ◉ Fiscal Services \$395,075
- ◉ Transfers To Reserves \$399,585



2021 GENERAL EXPENDITURES



2021 TOWN EXPENDITURE BREAKDOWN

- ◉ **General Government Services \$535,934 (17%)**
 - ◉ Council and Legislative
 - ◉ CAO and Administration Staff
 - ◉ Office and Old Office Expenses
 - ◉ Audit Fees
 - ◉ Legal Fees
 - ◉ Assessment Fees
 - ◉ Taxes and Insurance
 - ◉ General Grants
 - ◉ General Government Building Maintenance

◎ Protective Services \$389,510 (12%)

- Fire
- Police
- Emergency Measures Organization (EMO, Code Red, 911)
- Animal and Pest Control
- Health and Safety



◎ Transportation Services \$466,250 (14%)

- Public Works Wages and Benefits
- Equipment Fuel
- Equipment Repairs and Maintenance
- Equipment Insurance and Registration
- Workshop and Yard Operations
- Sidewalks and Boulevards
- Ditches, Culverts and Road Drainage
- Road Reconstruction
- Street Cleaning
- Snow and Ice Removal
- Fire Hydrant and Line Mtce
- Dust Control
- Street Paving
- Street Lighting
- Gravel
- Street Signs
- Sundry Expense
- Tree Removal Program
- Handivan Grant



◎ Environmental Health Services \$277,180 (9%)

- Garbage Collection
- Nuisance Grounds
- Joint Utility Employee



◎ Public Health and Welfare Services \$29,800 (1%)

- Service for Seniors Grant
- Cemetery Grants
- Social Assistance
- Doctor's Expense



◎ **Environmental Development Services \$30,270 (1%)**

- Planning and Zoning
- Urban Area Weed Control
- Communities in Bloom



◎ **Economic Development Services \$84,050 (3%)**

- Water Resources and Conservation
- Community Development Commissioner
- Economic Development Officer

◎ **Fiscal Services \$395,075 (12%)**

- Transfers to Capital by Reserves
- Transfer to Utility
- Tax discount and short-term loan interest
- Bad Debt Expense

◎ **Transfer to Reserves \$399,585 (12%)**

- Equipment Replacement Reserve \$45,000
- Municipal Building Fund \$38,300
- Gas Tax Reserve \$97,785
- Fire Safety Reserve \$67,500
- Recreation Reserve \$60,000
- Fire Truck Reserve \$27,500
- Future Capital Infrastructure Development Reserve \$48,000
- Fire Trust Reserve \$9,500
- Heritage Reserve \$6,000



WHAT DOES ALL THIS MEAN?

- ◎ Overall assessment increase of 1,380,690 = 1.948% average increase
- ◎ 2021 General mill rate is 15.719
- ◎ 2021 Fire, Police and Lights mill rate is 3.900
- ◎ 2021 Beautiful Plains SD mill rate is 11.153
- ◎ Sewer rate \$144.20
- ◎ Garbage rate \$170 per household
- ◎ Community Rec Services levy \$80 per household

MILL RATE COMPARISON

2021	2020 Mill Rates	2021 Mill Rates	Mill Increase Decrease (-) %	Impact on \$100,000 residential property**	Impact on \$125,000 residential property**
Beautiful Plains School Division	11.257	11.153	-0.92%	-\$4.68	-\$5.85
General Municipal At Large	19.164	19.619	2.37%	\$20.47	\$25.59
Total	30.421	30.772	1.45%	\$15.80	\$19.74
**Calculated at:					
<i>Residential: Assessment x 45% (portion taxable) x mill rate change per \$1,000</i>					
Disclosure:					
- EPTCA has NOT been deducted					
- Special Service By-laws have not been calculated.					

TAX RATE COMPARISON

2021/2020 Town of Carberry Tax Comparison

*Based on Portioned Assessment

	Property 1			Property 2			Property 3			Property 4		
	2020	2021	%	2020	2021	%	2020	2021	%	2020	2021	%
*Portioned Assessment	34,880	34,880	0.00%	73,760	73,760	0.00%	48,375	48,380	0.01%	111,070	111,070	0.00%
General Municipal	\$490.80	\$548.28	11.71%	\$1,037.88	\$1,159.43	11.71%	\$680.68	\$760.49	11.72%	\$1,562.87	\$1,745.91	11.71%
Sewer Operating	\$144.20	\$144.20	0.00%	\$144.20	\$144.20	0.00%	\$144.20	\$144.20	0.00%	\$144.20	\$144.20	0.00%
Garbage Collection	\$160.00	\$170.00	6.25%	\$160.00	\$170.00	6.25%	\$160.00	\$170.00	6.25%	\$160.00	\$170.00	6.25%
Fire, Lights, Police	\$138.72	\$136.03	-1.94%	\$293.34	\$287.66	-1.94%	\$192.39	\$188.68	-1.93%	\$441.73	\$433.17	-1.94%
FL&FH Debenture	\$38.93	\$0.00	-100%	\$82.32	\$0.00	-100%	\$53.99	\$0.00	-100%	\$123.95	\$0.00	-100%
CPCO Operation	\$70.00	\$80.00	14.29%	\$70.00	\$80.00	14.29%	\$70.00	\$80.00	14.29%	\$70.00	\$80.00	14.29%
Total Municipal	\$1,042.64	\$1,078.51	3.44%	\$1,787.74	\$1,841.30	3.00%	\$1,301.26	\$1,343.37	3.24%	\$2,502.75	\$2,573.28	2.82%
Total School	\$392.64	\$389.02	-0.92%	\$830.32	\$822.65	-0.92%	\$544.56	\$539.58	-0.91%	\$1,250.31	\$1,238.76	-0.92%
EPTCA	-\$392.64	-\$398.02	1.37%	-\$700.00	-\$700.00	0.00%	-\$544.56	-\$539.58	-0.91%	-\$700.00	-\$700.00	0.00%
Total Taxes Owning	\$1,042.64	\$1,069.51	2.58%	\$1,918.05	\$1,963.94	2.39%	\$1,301.26	\$1,343.37	3.24%	\$3,053.06	\$3,112.05	1.93%
Difference	\$26.86			\$45.89			\$42.11			\$58.99		
	Property 5			Duplex			Business 1			Business 2		
	2020	2021	%	2020	2021	%	2020	2021	%	2020	2021	%
*Portioned Assessment	146,750	146,750	0.00%	102,920	102,920	0.00%	118,430	118,430	0.00%	101,860	101,860	0.00%
General Municipal	\$2,064.92	\$2,306.76	11.71%	\$1,448.19	\$1,617.80	11.71%	\$1,666.43	\$1,861.60	11.71%	\$1,433.27	\$1,601.14	11.71%
Sewer Operating	\$144.20	\$144.20	0.00%	\$288.40	\$288.40	0.00%	\$144.20	\$144.20	0.00%	\$288.40	\$288.40	0.00%
Garbage Collection	\$160.00	\$170.00	6.25%	\$240.00	\$240.00	6.25%	\$800.00	\$850.00	6.25%	\$320.00	\$340.00	6.25%
Fire, Lights, Police	\$583.62	\$572.33	-1.94%	\$409.31	\$401.39	-1.94%	\$471.00	\$461.88	-1.94%	\$405.10	\$397.25	-1.94%
FL&FH Debenture	\$163.77	\$0.00	-100%	\$114.86	\$0.00	-100%	\$132.17	\$0.00	-100%	\$113.68	\$0.00	-100%
CPCO Operation	\$70.00	\$80.00	14.29%	\$140.00	\$160.00	14.29%						
Total Municipal	\$3,186.52	\$3,273.29	2.72%	\$2,640.76	\$2,707.59	2.72%	\$3,213.79	\$3,317.68	3.23%	\$2,560.45	\$2,626.79	2.59%
Total School	\$1,651.96	\$1,636.70	-0.92%	\$1,158.57	\$1,147.87	-0.92%	\$2,378.67	\$2,364.10	-0.61%	\$2,045.86	\$2,033.33	-0.61%
EPTCA	-\$700.00	-\$700.00	0.00%			0.00%						
Total Taxes Owning	\$4,138.48	\$4,209.99	1.73%	\$3,799.33	\$3,855.45	1.73%	\$5,592.46	\$5,681.78	1.60%	\$4,606.30	\$4,660.12	1.17%
Difference	\$71.51			\$56.12			\$89.32			\$53.82		

MILL RATE COMPARISONS

Mill Rate Comparisons

2021

Municipality	*General Mill Rate	Population	**Total Assessment Value
Mun of North Cypress-Langford (2020 FP)	6.052	2,745	420,169,060
Glenboro/Mun. of South Cypress	11.784	2,189	182,335,620
Municipality of North Norfolk	13.037	3,853	347,378,430
RM of Elton	15.484	1,273	200,158,620
RM of Victoria (2020 FP)	17.300	1,514	108,920,530
Town of Souris (2020 FP)	18.196	1,876	84,497,100
Town of Carberry	19.619	1,738	72,255,170
Town of Neepawa	21.970	4,609	196,524,150
Town of Minnedosa	22.361	2,500	136,183,050

* General mill rates do NOT include school levy's or special service levy's

** Please note the total assessment value (the value used to calculate mill rates) is generally higher for rural areas than urban

COMPLETED PROJECTS

- ◉ Toronto Street Paving ✓
- ◉ Jardine Street Paving ✓
- ◉ Walking Path Extension ✓
- ◉ Market Street Paving ✓
- ◉ Ottawa Street Paving ✓
- ◉ 2 LED Crosswalk Lights ✓
- ◉ Main Street from 1st Ave to 2nd Ave. ✓



Market St. Before



Market St. After

JOINT COMPLETED PROJECTS

- ◉ New Shingles on Municipal Office - 2020 ✓
- ◉ Replace Old Town Hall windows - 2020 ✓



New LED Crosswalk at
Jardine

JOINT PROJECTS COMPLETED IN 2021 CONT.

Carberry/NCL Fire Hall addition

- construction began July 2019 and was completed in May of 2020
- addition is 5,400 square feet, includes mezzanine and hose tower.



INFRASTRUCTURE PROJECTS FOR 2021

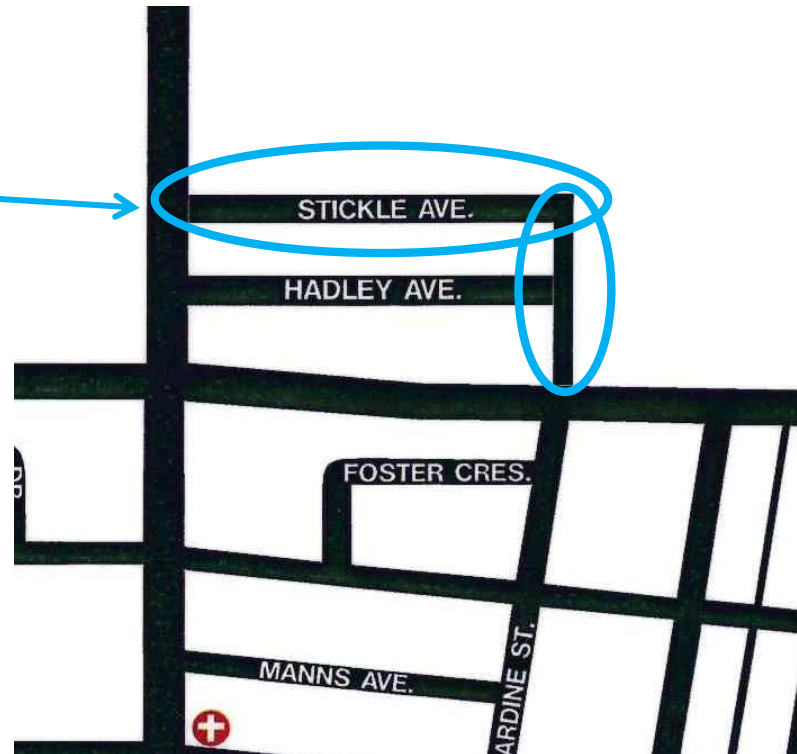
Jardine Street and Stickle Avenue

New paving from Jardine Street to Stickle Avenue.

Funding Source

100% Gas Tax Fund

Location



Jardine Street



EQUIPMENT PURCHASES IN 2021

John Deere Mower/Snowblower

The new JD mower/snowblower will replace the 2018 Kubota.

Funding Source

Equipment Reserve



BUILDING PURCHASE IN 2021

- ◎ January 1, 2021 the Town of Carberry and their long time partners, the Municipality of North Cypress-Langford decided to no longer share office employees or office space.
- ◎ The Town of Carberry purchased the old pharmacy building on 44 Main Street to use as their new office location. Possession date was March 1, 2021 and renovations are expected to be complete by September 1, 2021.

BUILDING PURCHASE IN 2021 CONT.

© The 44 Main Street building was built around 1890, and was first used as a hardware Store, proprietor C W Maloan. Starting in 1895 it saw a number of business: dentist offices, Dr. Eaton's office, barbers, and even a few jewelry stores. In 1957, it was taken over by Mrs. Barlow and turned into a Drugstore - Barlow Drugstore. In 1971, it was taken over by Eric Lee and in 1980 by Dennis McMillan. Then in 2007 Falk Pharmacy became new tenant till 2015 when they moved across the street.



JOINT PROJECTS FOR 2021

There are a few joint projects that will be taking place this year that are listed as follows:

- Misc. Building Repairs
- Old Town Hall @ 122 Main - brick repair
- Museum - brick repair
- Library - brick repair

WORKING
TOGETHER




Funding Source

Jointly funded between the Town of Carberry and Mun. of North Cypress-Langford Municipal Building Funds.



?? DID YOU KNOW...? ??

- ❑ The Town of Carberry and Municipality of North Cypress-Langford share the revenue and expenses 50/50 for many budgetary items?
 - ❑ Here are a few examples: fire department, parks and recreation, CDC, old office, emergency measures, nuisance grounds, Joint Utility, Manager Parks Facilities and Sanitation, Recreation Programmer, Seniors, Handivan, CPCC, Hall, Museum, Library, Drop In Centre, Cemetery, Arts, and Archives.
- ❑ January 1st to December 31st, 2021 taxes are due September 30th, 2021.
- ❑ Our office accepts prepayments in any amount for taxes throughout the year.
- ❑ Water sample kits are available upon request.



?? DID YOU KNOW...? ??

- Your property assessment is always accessible online at: https://web22.gov.mb.ca/mao/public/search_select.aspx
- Get social!! Follow us on Twitter, Facebook and Instagram.**
- Check out our webpage at www.townofcarberry.ca for updates and news in the community. 
- We accept your used batteries for recycling.** 
- Garbage and recycling should be at the curb by 7 a.m. (garbage on Tuesdays and recycling on Thursdays).
- We offer glass recycling pickup on the first Tuesday of every month.
- The Carberry Transfer Station is open Wednesday and Friday from 11 AM to 7 PM and Saturday from 9 AM to 5 PM.



PAYMENT OPTIONS

◎ By mail

- Cheque or money order mailed to: Box 130, Carberry, MB R0K 0H0

◎ Post dated cheques

- Mailed to: Box 130, Carberry, MB R0K 0H0
- Or dropped off at : 316 Fourth Ave., Carberry, MB from 8:30 AM to 12 PM (noon) and 1 PM to 4:30 PM.



◎ In person

- Municipal Office: 316 Fourth Ave., Carberry, MB from 8:30 AM to 12 PM (noon) and 1 PM to 4:30 PM.



◎ Online banking

- When adding Town of Carberry as your payee, search “Town of Carberry”. Your account number is your roll number (do not enter the decimal). If your roll number is only 5 digits and you need 9, enter zeros (0) in front of your roll number to make up a total of 9 numbers.



◎ E-transfer

- Please use email: town@townofcaberry.ca



Please note there are daily limits for e-transfer, so pay early!

IMPORTANT INFORMATION

- Jan 1st to Dec 31st 2021 taxes are due **September 30th, 2021.**
- **Early bird rates:**
 - 1.5% to June 30th
 - 1% to July 31st
 - and .5% to August 31st
- **Late fees** of 1.25% will be charged on unpaid taxes - added the first business day of every month after Sept 30th.
- **Remember** to save your tax bill for your income tax preparer the following year.
- Please visit **our website** for more information:
 - www.townofcarberrry.ca

**EARLY BIRD
DISCOUNT**

